

COLLEGE OF PHARMACY - ENROLLMENT SUMMARY BY DEGREE

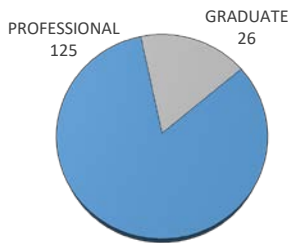
Fall 2020

Credit Enrollment and Full-Time Equivalent (FTE) Enrollment

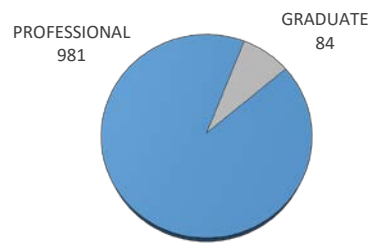
University of Oklahoma Health Sciences Center

	ENROLLMENT			ENROLLMENT - TULSA			STUDENT CREDIT HOURS		FULL-TIME EQUIV	
	Male	Female	TOTAL	Male	Female	TOTAL	TOTAL	TULSA	TOTAL	TULSA
PROFESSIONAL	83	147	230	0	0	0	4093	0	341	0
1st Year Professional	19	39	58	0	0	0	1037	0	86.41	0
2nd Year Professional	19	43	62	0	0	0	1278	0	106.41	0
3rd Year Professional	27	31	58	0	0	0	1106	0	92.23	0
4th Year Professional	18	34	52	0	0	0	672	0	55.95	0
Non-Degree Professional	0	0	0	0	0	0	0	0	0	0
GRADUATE	9	9	18	0	0	0	119	0	9.91	0
Graduate Students	9	9	18	0	0	0	119	0	9.91	0
Graduate - Unclassified	0	0	0	0	0	0	0	0	0	0
TOTAL - COLLEGE OF PHARMACY	92	156	248	0	0	0	4212	0	350.91	0

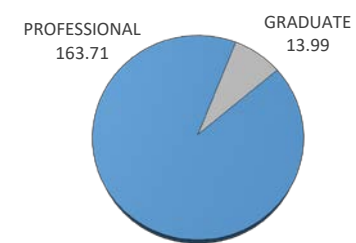
HEADCOUNT ENROLLMENT BY CLASSIFICATION



CREDIT HOURS ENROLLMENT BY CLASSIFICATION



FULL-TIME-EQUIVALENT ENROLLMENT BY CLASSIFICATION



F
L