

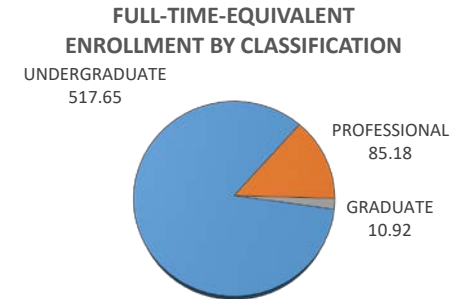
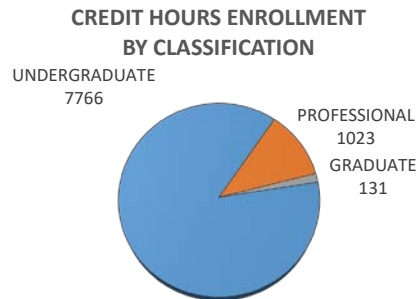
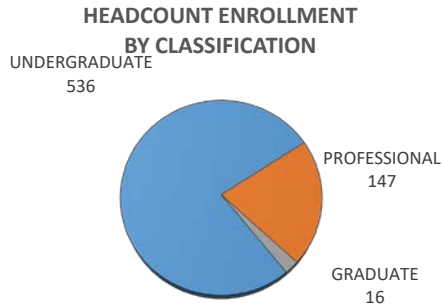
COLLEGE OF NURSING - ENROLLMENT SUMMARY BY DEGREE

Fall 2020

Credit Enrollment and Full-Time Equivalent (FTE) Enrollment

University of Oklahoma Health Sciences Center

CLASSIFICATION	ENROLLMENT			ENROLLMENT - TULSA			STUDENT CREDIT HOURS		FULL-TIME EQUIV	
	Male	Female	TOTAL	Male	Female	TOTAL	TOTAL	TULSA	TOTAL	TULSA
UNDERGRADUATE	64	472	536	20	111	131	7766	1824	517.65	121.59
Third-Year Students	44	278	322	13	77	90	4604	1235	306.85	82.32
Fourth-Year Students	20	194	214	7	34	41	3162	589	210.8	39.27
PROFESSIONAL	15	132	147	2	32	34	1023	266	85.18	22.12
Professional	15	132	147	2	32	34	1023	266	85.18	22.12
Professional - Special	0	0	0	0	0	0	0	0	0	0
GRADUATE	0	16	16	0	0	0	131	0	10.92	0
Graduate Students	0	16	16	0	0	0	131	0	10.92	0
Graduate - Unclassified	0	0	0	0	0	0	0	0	0	0
TOTAL - COLLEGE OF NURSING	79	620	699	22	143	165	8920	2090	613.75	143.71



* Full-Time Equivalent enrollment for Fall and Spring semesters is calculated by dividing Graduate and Professional enrollment credit hours by 12, the Undergraduate enrollment credit hours by 15. Full-Time Equivalent enrollment for Summer semesters is calculated by dividing enrollment credit hours for all levels by 6.

