

# ENROLLMENT SUMMARY BY DEGREE

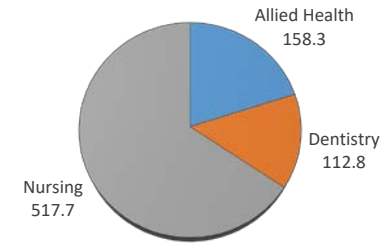
Fall 2020

## Credit Enrollment and Full-Time Equivalent (FTE) Enrollment

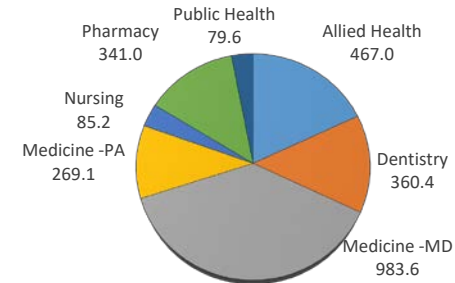
University of Oklahoma Health Sciences Center

LEVEL/COLLEGE	HEADCOUNT			ENROLLMENT CREDIT <sup>a</sup>		FULL-TIME EQUIV <sup>b</sup>
	TOT	Male	Female	Credit	Clock	Enrollment Total
<b>UNDERGRADUATE</b>	<b>806</b>	<b>83</b>	<b>723</b>	<b>11827</b>	<b>0</b>	<b>788.7</b>
Allied Health	179	18	161	2372	0	158.3
Dentistry	91	1	90	1689	0	112.8
Nursing	536	64	472	7766	0	517.7
<b>HEALTH PROFESSIONAL</b>	<b>2025</b>	<b>774</b>	<b>1251</b>	<b>31031</b>	<b>354435</b>	<b>2586.0</b>
Allied Health	439	94	345	5597	0	467.0
Dentistry	235	136	99	4325	0	360.4
Medicine -MD	663	365	298	11807	354435	983.6
Medicine -PA	218	50	168	3230	0	269.1
Nursing	147	15	132	1023	0	85.2
Pharmacy	230	83	147	4093	0	341.0
Public Health	93	31	62	956	0	79.6
<b>GRADUATE COLLEGE (MS, PhD)</b>	<b>285</b>	<b>114</b>	<b>171</b>	<b>2308</b>	<b>0</b>	<b>192.4</b>
Allied Health	24	5	19	152	0	12.7
Dentistry	19	13	6	209	0	17.4
Graduate -CTS	19	4	15	111	0	9.3
Medicine	145	65	80	1262	0	105.3
Nursing	16	0	16	131	0	10.9
Pharmacy	18	9	9	119	0	9.9
Public Health	44	18	26	324	0	27.0
<b>TOTAL OUHSC</b>	<b>3152</b>	<b>983</b>	<b>2169</b>	<b>45363</b>	<b>354435</b>	<b>3583.5</b>
Allied Health	642	117	525	8121	0	638.0
Dentistry	345	150	195	6223	0	490.6
Graduate -CTS	19	4	15	111	0	9.3
Medicine	1026	480	546	16299	354435	1358.0
Nursing	699	79	620	8920	0	613.7
Pharmacy	248	92	156	4212	0	350.9
Public Health	137	49	88	1280	0	106.6
Norman Inter-Campus	28	12	16	170	0	14.2
Non-Degree	8	0	8	27	0	2.3

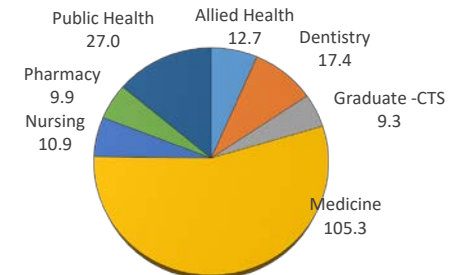
### UNDERGRADUATE FTE



### HEALTH PROFESSIONAL FTE



### GRADUATE COLLEGE FTE



<sup>a</sup> Most OUHSC programs award semester hour credits representing an hour of class (lecture) or three hours of laboratory work each week for an academic semester. Programs awarding credit in clock hours (as reflected in the table above) have been converted to semester hour credits for ease of comparison (clock hours/30).

<sup>b</sup> Full-Time Equivalent enrollment for Fall and Spring semesters is calculated by dividing Graduate and Professional enrollment credit hours by 12, the Undergraduate enrollment credit hours by 15. Full-Time Equivalent enrollment for Summer semesters is calculated by dividing enrollment credit hours for all levels by 6.